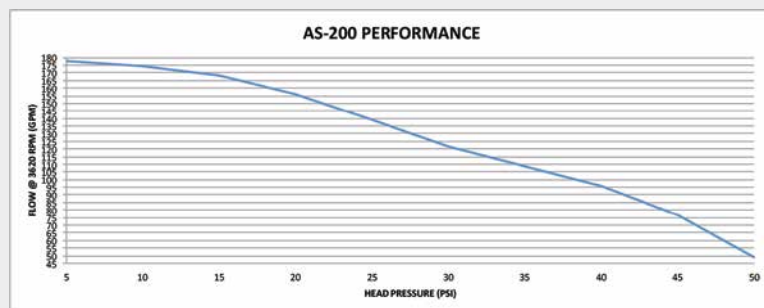


# GAS ENGINE PUMP FEATURES

- Cast Iron Housing And Impeller Designed For Rugged Applications
- Wet Seal Reservoir Designed To Allow Seals To Run Consistently In Liquid
- Honda GX160
- High Flow 178 GPM @ 5 PSI
- 2" FNPT Inlet & Outlet
- 1/2" Drain Plug
- 2 Year Unconditional Warranty

AS-200U-G5.5H-KIT



# ELECTRIC PUMP FEATURES

- Cast Iron Housing And Impeller Designed For Rugged Applications
- Wet Seal Reservoir Designed To Allow Seals To Run Consistently In Liquid
- 5 HP 1 Phase / 3 Phase Electric Motor
- High Flow 160 GPM @ 0 PSI
- 2" FNPT Inlet & Outlet
- 1/2" Drain Plug
- 2 Year Unconditional Warranty

AS-2005HP1-KIT



Part #	Description
AS-200U	2" Wet Seal Pump Only, Self-Priming, 3/4" Shaft
AS-200U-G5.5H-KIT	2" Wet Seal Pump With GX160 Honda
AS-2005HP1-KIT	2" Wet Seal Pump With 5 HP 1 Phase Electric Motor
AS-2005HP3-KIT	2" Wet Seal Pump With 5 HP 3 Phase Electric Motor

CALL FOR OPTIONS AND PRICING

FM 3071



agspray.com

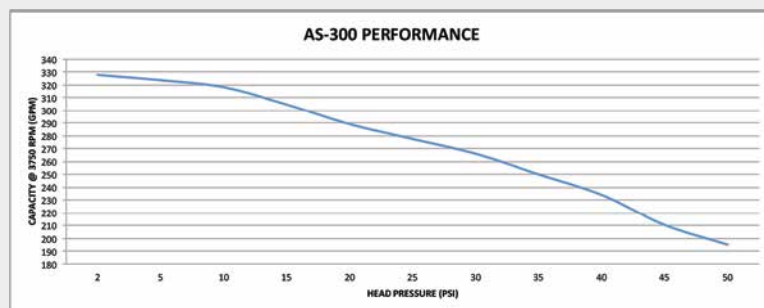
## 2" HIGH FLO CAST IRON, WET SEAL TRANSFER PUMP

Bakersfield, CA 877.724.2236   
 Columbus, NE 800.274.1025   
 Dothan, AL 800.227.4098   
 Fargo, ND 800.373.4084   
 Hopkinsville, KY 800.637.7172   
 Mankato, MN 800.722.9376   
 Newton, KS 800.394.7662   
 Pasco, WA 800.634.2026   
 Tempe, AZ 877.974.7166

# GAS ENGINE PUMP FEATURES

- Cast Iron Housing And Impeller Designed For Rugged Applications
- Wet Seal Reservoir Designed To Allow Seals To Run Consistently In Liquid
- Honda GX390 With Electric Start
- High Flow 332 GPM @ 0 PSI
- 3" FNPT Inlet & Outlet
- 1/2" Drain Plug
- 2 Year Unconditional Warranty


AS-300U-G13HES-KIT



# ELECTRIC PUMP FEATURES

- Cast Iron Housing And Impeller Designed For Rugged Applications
- Wet Seal Reservoir Designed To Allow Seals To Run Consistently In Liquid
- 10 HP 1 Phase / 3 Phase Electric Motor
- High Flow 332 GPM @ 0 PSI
- 3" FNPT Inlet & Outlet
- 1/2" Drain Plug
- 2 Year Unconditional Warranty

AS-30010HP1-KIT



Part #	Description
AS-300U	3" Wet Seal Pump Only, Self-Priming, 1" Shaft
AS-300U-G13HES-KIT	3" Wet Seal Pump With GX390 Honda Electric Start
AS-30010HP1-KIT	3" Wet Seal Pump With 10 HP 1 Phase Electric Motor
AS-30010HP3-KIT	3" Wet Seal Pump With 10 HP 3 Phase Electric Motor

CALL FOR OPTIONS AND PRICING



agspray.com

## 3" HIGH FLO CAST IRON, WET SEAL TRANSFER PUMP

Bakersfield, CA 877.724.2236   
 Columbus, NE 800.274.1025   
 Dothan, AL 800.227.4098   
 Fargo, ND 800.373.4084   
 Hopkinsville, KY 800.637.7172   
 Mankato, MN 800.722.9376   
 Newton, KS 800.394.7662   
 Pasco, WA 800.634.2026   
 Tempe, AZ 877.974.7166